


SECTION A-A

- Notes: (Unless Otherwise Specified).
- 1) ALL DIMENSIONS ARE IN MM.
 - 2) SOLDER BALL ALLOY: SEE PART NUMBER TABLE.
 - 3) BALL DIAMETER (BEFORE REFLOW): 0.45mm.
 - 4) SOLDER MASK DEFINED PAD OPENING: 0.36mm [14 MIL].
 - 5) PAD Cu DIAMETER: 0.508mm [20 MIL].
 - 6) SUBSTRATE MATERIAL: FR4 (ALTERNATE BT).
 - 7) DUMMY DIE IS OPTIONAL.
 - 8) DAISY CHAIN PATTERN (SEE PAGE 2).
 - 9) MSL-3 RECOMMEND BAKING 24 HOURS @ 125C TO REMOVE MOISTURE PRIOR TO SOLDERING TO PC BOARD.

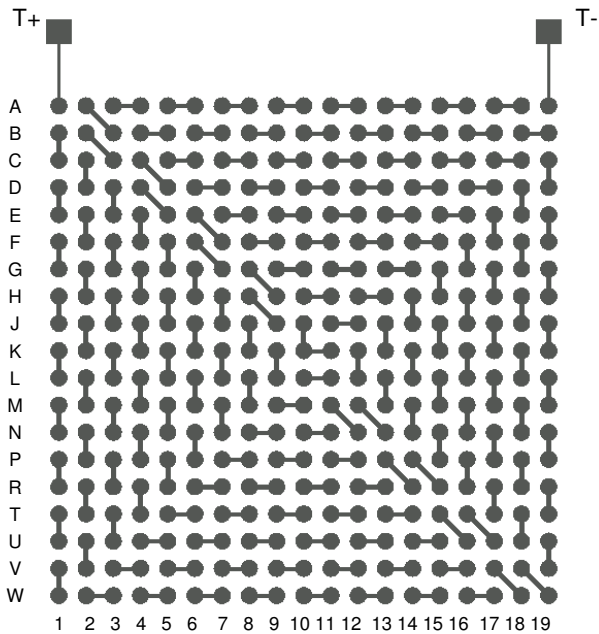

PART NUMBER TABLE				
PART NUMBER	BALL ALLOY	BALL CODE	RoHS	Si DIE
BGA361T.8-DC199D	Sn40Ag	Uj	U	YES

TOLERANCE UNLESS NOTED		APPROVALS		DATE								
X.X	+/- 0.3	DRAWN J. Hines		3/12/2012								
X.XX	+/- 0.03	ENG		MFG		TITLE BGA361T.8-DC199 DAISY CHAIN DUMMY						
X.XXX	+/- 0.003	THIRD ANGLE PROJECTION		QA		SCALE 5.5:1		SIZE A		DRAWING NO. 581990		REV A
ALL DIMENSIONS IN <input type="checkbox"/> INCHES <input checked="" type="checkbox"/> MILLIMETERS		CUST		REVISED		DO NOT SCALE DRAWING				SHEET 1 OF 2		

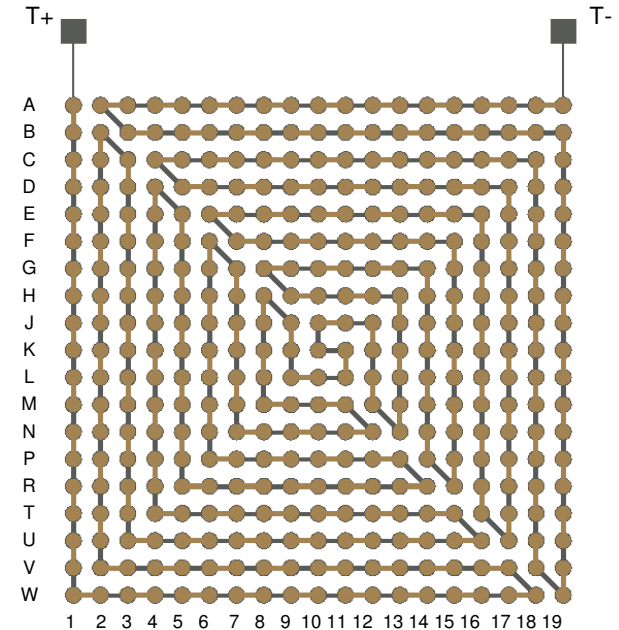
BALL VIEW



BOTTOM SIDE (TOP X-RAY VIEW)



TEST VEHICLE BOARD



AFTER MOUNTING


Notes:

- 1) PCB BOARD DIMENSIONS ARE PRESENTED ONLY AS A GUIDELINE. DESIGNERS SHOULD USE THEIR OWN EXPERIENCE WHEN DESIGNING PCB.
- 2) PCB Cu BALL PAD DIAMETER 0.508mm [20 MIL].
- 3) PCB DAISY CHAIN TRACING LINE WIDTH 0.152mm [6 MIL].
- 4) SMD (SOLDER MASK DEFINED) PAD OPENING 0.36mm [14 MIL].


TopLine ®			
TITLE		BGA361T.8-DC199 DAISY CHAIN DUMMY	
SCALE	SIZE	DRAWING NO.	REV
4.5:1	A	581990	A
DO NOT SCALE DRAWING			SHEET 2 OF H

MODEL

TOP



BOTTOM



TopLine[®]

TITLE			
BGA361T.8-DC199D DAISY CHAIN DUMMY			
SCALE	SIZE	DRAWING NO.	REV
2:1	A	581995	A
DO NOT SCALE DRAWING			SHEET 3 OF 3